



# GUJCOT TRADE ASSOCIATION

WEEKLY REPORT      17-Jul-2021

## Market Movement from 12th Jul 2021 to 17th Jul 2021

- This week was bull dominating week. NY December crossed contract high and gained 222 points W/W. Strong equity and grain also support market. Increasing open interest is showing return of speculators in cotton future market.
- U.S. Export Sales were lower to just 40,500 for current year and 1,16,400 for next year. Shipment was 1,85,000 bales far below to meet US export target. Total commitment reached near 17 million bales while shipment now lagging at 14.84 million bales for remaining 3 weeks.
- Indian cotton maintained its Bullish trend and crossed 54,000 Rs per Candy mark and moving towards new high of Rs 55,000 per Candy.
- CCI also regularly offloading their stocks and they have just 15 lakh bales remaining. Indian mills actively buying even at higher rates.
- Indian basis remained in positive territory and cotton export from India is now negligible.
- Opening of shopping malls, schools and general trade gave hope for increase in demand. Demand generated bull run looks to continue.



# GUJCOT TRADE ASSOCIATION

WEEKLY REPORT 17-Jul-2021

## Gujarat District wise Cotton Sowing

Gujarat Districtwise Cotton Sowing Till 12-July-2021			
<b>Kutch</b>	<b>496</b>	<b>Saurashtra</b>	<b>12,982</b>
Kutch	496	Surendranagar	2,502
		Rajkot	1,820
<b>North Gujarat</b>	<b>1,638</b>	Jamnagar	966
Banarsakantha	369	Porbandar	12
Patan	244	Junagadh	194
Mehsana	313	Amreli	2,816
Sabarkantha	379	Bhavnagar	2,158
Gandhinagar	195	Morbi	1,121
Aravali	138	Botad	1,356
		Gir Somnath	19
<b>Middle Gujarat</b>	<b>2,193</b>	Devbhumi Dwarka	17
Ahmedabad	699		
Anand	11	<b>South Gujarat</b>	<b>1,124</b>
Kheda	120	Surat	17
Panchmahal	86	Narmada	454
Dahod	1	Bharuch	575
Vadodara	547	Dang	0
Mahisagar	24	Navsari	0
Chota Udaipur	706	Valsad	0
		Tapi	78
<b>TOTAL</b>			<b>18,433</b>
<b>TOTAL (Last Year)</b>			<b>18,253</b>
<b>All Figures in '00 Hectares</b>			
Source :- Agriculture, Farmers Welfare and Co-operation Department Government of Gujarat			



# GUJCOT TRADE ASSOCIATION

## WEEKLY REPORT 17-Jul-2021

### All India Cotton Sowing

<b>All India Cotton Sowing</b>				
As on 08-07-2021				
STATE	(Area in Lakh Hectare)			
	2021-2022	2020-2021	Change	
Punjab	3.034	5.010	-1.976	-39.44%
Haryana	6.880	7.370	-0.490	-6.65%
Rajasthan	5.797	6.514	-0.717	-11.01%
<b>North India</b>	<b>15.711</b>	<b>18.894</b>	<b>-3.183</b>	<b>-16.85%</b>
Gujarat	16.500	18.252	-1.752	-9.60%
Maharashtra	30.714	38.039	-7.325	-19.26%
Madhya Pradesh	5.000	5.870	-0.870	-14.82%
<b>Central India</b>	<b>52.214</b>	<b>62.161</b>	<b>-9.947</b>	<b>-16.00%</b>
Telangana	14.130	18.222	-4.092	-22.46%
Andra Pradesh	0.740	1.861	-1.121	-60.24%
Karnataka	2.700	2.837	-0.137	-4.83%
Tamil Nadu	0.046	0.050	-0.004	-8.00%
<b>South Zone</b>	<b>17.616</b>	<b>22.970</b>	<b>-5.354</b>	<b>-23.31%</b>
Orissa	0.610	0.800	-0.190	-23.75%
Others	0.299	0.000	0.299	
<b>All India</b>	<b>86.450</b>	<b>104.825</b>	<b>-18.375</b>	<b>-17.53%</b>

Source :- Department of Agriculture Cooperation & Farmer Welfare - Government of India



# GUJCOT TRADE ASSOCIATION

## WEEKLY REPORT 17-Jul-2021

### Global

#### US Weekly Export Sales

- Net UPLAND sales of 34,500 RB for 2020-2021 were down 34 percent from the previous week and 51 percent from the prior 4-week average. Increases primarily for Turkey (11,400 RB), Pakistan (7,500 RB, including 1,800 RB switched from Vietnam and decreases of 700 RB), Bangladesh (3,500 RB, switched from Vietnam), Vietnam (3,500 RB), and China (3,500 RB), were offset by reductions for Japan (1,300 RB).
- For 2021-2022, net UPLAND sales of 1,16,400 RB were primarily for Turkey (58,600 RB), Pakistan (25,400 RB), Vietnam (13,200 RB), Guatemala (7,000 RB), and China (4,900 RB).
- UPLAND Exports of 1,85,900 RB were down 37 percent from the previous week and 31 percent from the prior 4-week average. Exports were primarily to Vietnam (38,200 RB), Pakistan (32,500 RB), Turkey (22,200 RB), Mexico (22,100 RB), and China (22,100 RB).
- Net sales of PIMA totaling 6,000 RB were up 10 percent from the previous week and 25 percent from the prior 4-week average. Increases were primarily for India (3,400 RB), Pakistan (1,000 RB), China (400 RB), Turkey (400 RB), and Germany (400 RB). Total net sales for 2021-2022, of 300 RB were for Japan.
- PIMA Exports of 3,400 RB--a marketing-year low--were down 82 percent from the previous week and 76 percent from the prior 4-week average. The destinations were primarily to India (1,100 RB), Pakistan (800 RB), Turkey (600 RB), Greece (400 RB), and Peru (300 RB).

US Export Sales	08-Jul-2021
<b>Marketing Year 2020-21</b>	
Upland Gross Sales	36,800
Cancellation	2,300
<b>Net Upland Sales</b>	<b>34,500</b>
PIMA Gross Sales	6,000
Cancellation	0
<b>Net PIMA Sales</b>	<b>6,000</b>
Total Gross Sales	42,800
Total Cancellation	2,300
<b>Total Net Sales</b>	<b>40,500</b>
<b>Shipments</b>	
UPLAND	1,85,900
PIMA	3,400
<b>Total Shipment</b>	<b>1,89,300</b>
<b>Marketing Year 2021-22</b>	
Net Upland Sales	1,16,400
Net PIMA Sales	300
<b>Total Net Sales</b>	<b>1,16,700</b>
All Figures in US Running Bale	



# GUJCOT TRADE ASSOCIATION

## WEEKLY REPORT 17-Jul-2021

Gujarat Spot Rate Weekly Changes						
Variety	Staple Length	Mic.	10-07-2021	17-07-2021	Change	Change (in Per.)
					W/W	W/W
Shankar 6	29 mm	3.8	53,100	54,500	1,400	2.57%
V-797	13 % Trash		34,100	34,700	600	1.73%
MCX Spot Rate			25,240	25,710	470	1.83%
USD-INR Exchange			74.63	74.56	-0.07	-0.09%

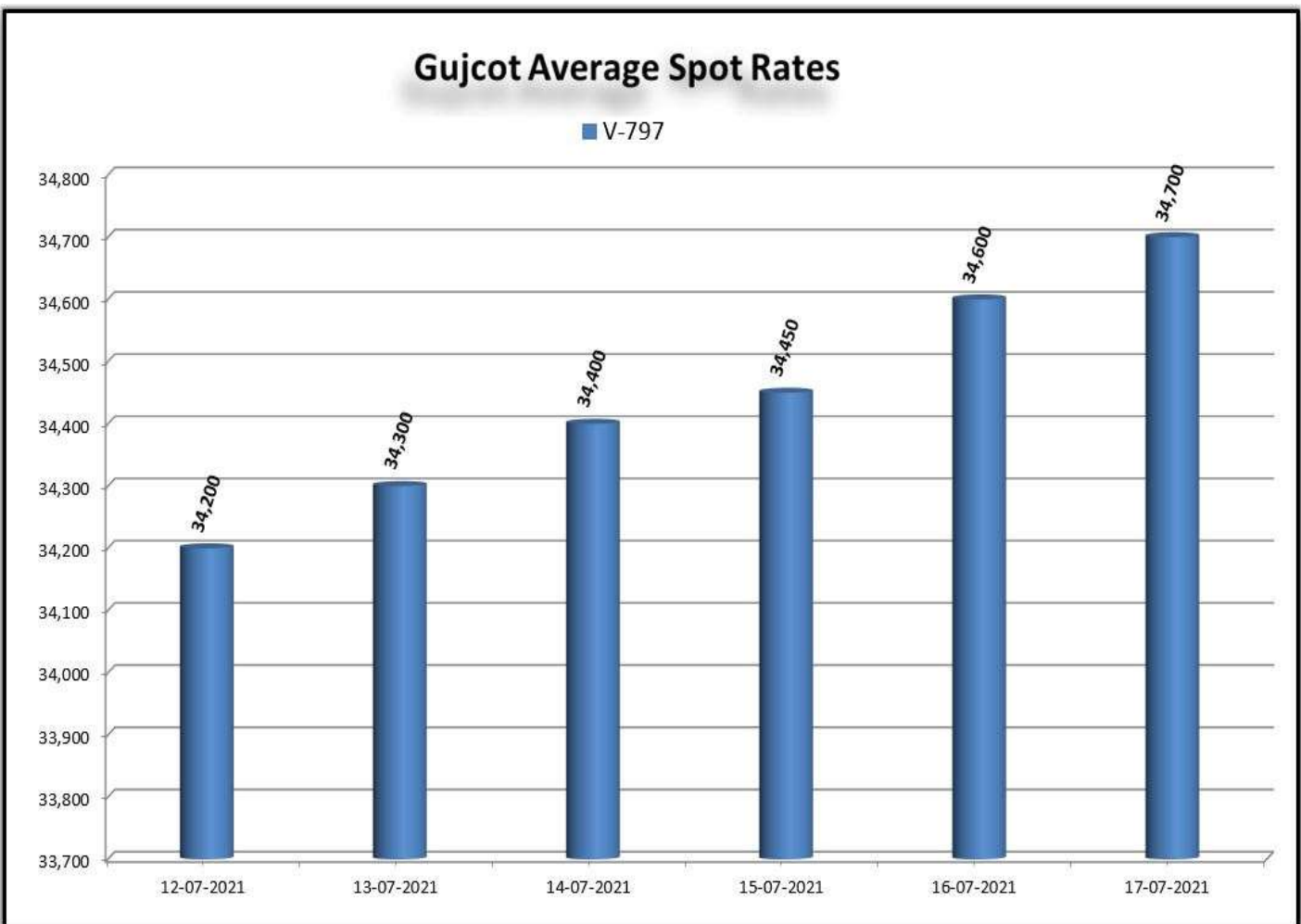
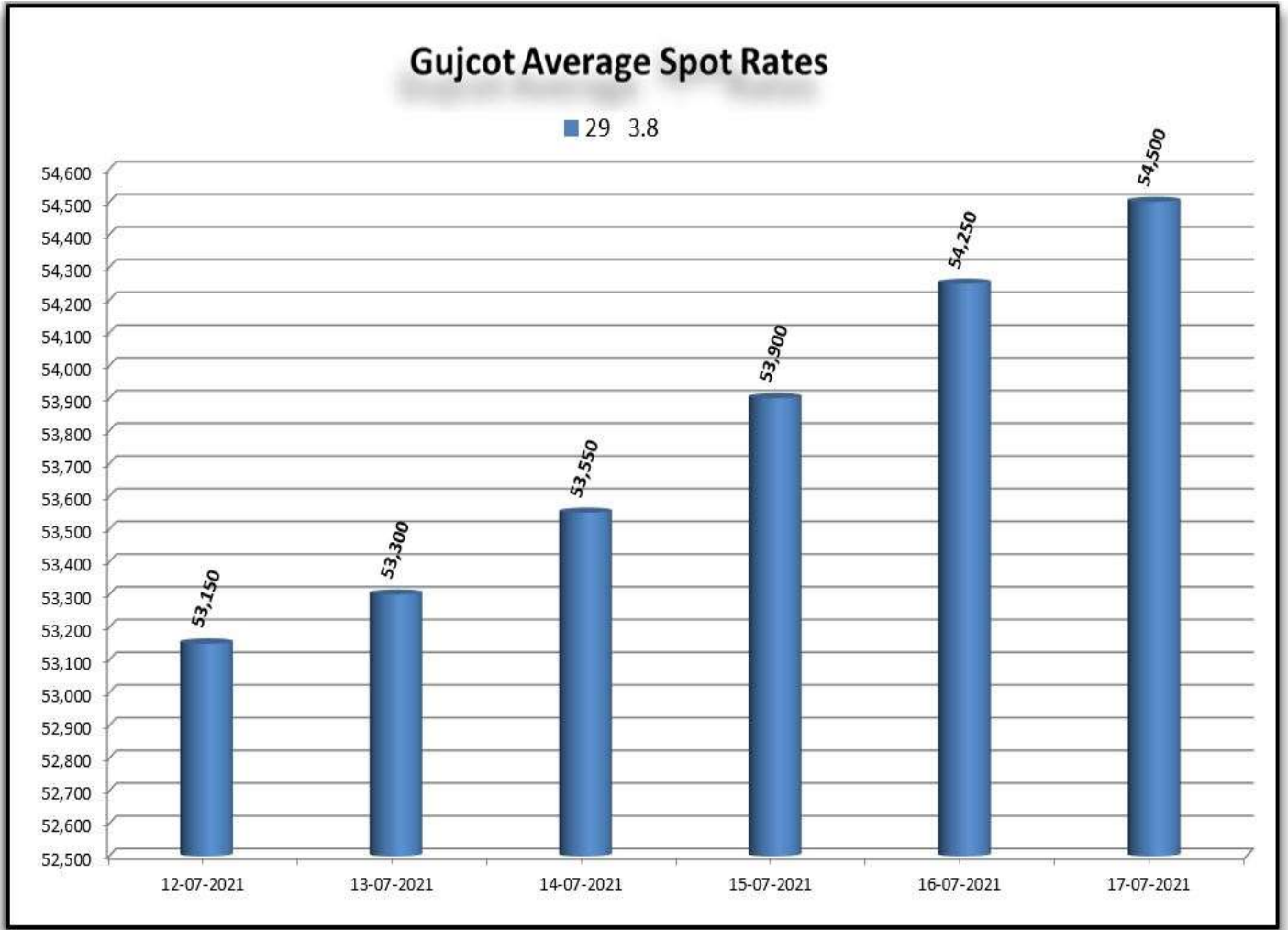
Average Rate of Last week					
Variety	Staple Length	Mic.	Price Range		Average Of 6 Days
			Low	High	
Shankar 6	29	3.8	53,150	54,500	53,775
Shankar 6	28.5	3.7	No Quote	No Quote	No Quote
Shankar 6	28	3.6	No Quote	No Quote	No Quote
Shankar 6	27	3.2	No Quote	No Quote	No Quote
Shankar 6	26	3.0	No Quote	No Quote	No Quote
V-797	13% Trash		34,200	34,700	34,442
MCX Spot Rate			25,280	25,710	25,488
USD Exchange Rate			74.49	74.58	74.55

Rate of Last Week				
Date	29 3.8	V-797	MCX Spot Rate	USD-INR Exchange
12-07-2021	53,150	34,200	25,280	74.57
13-07-2021	53,300	34,300	25,320	74.49
14-07-2021	53,550	34,400	25,380	74.58
15-07-2021	53,900	34,450	25,530	74.53
16-07-2021	54,250	34,600	25,710	74.56
17-07-2021	54,500	34,700	25,710	74.56



# GUJCOT TRADE ASSOCIATION

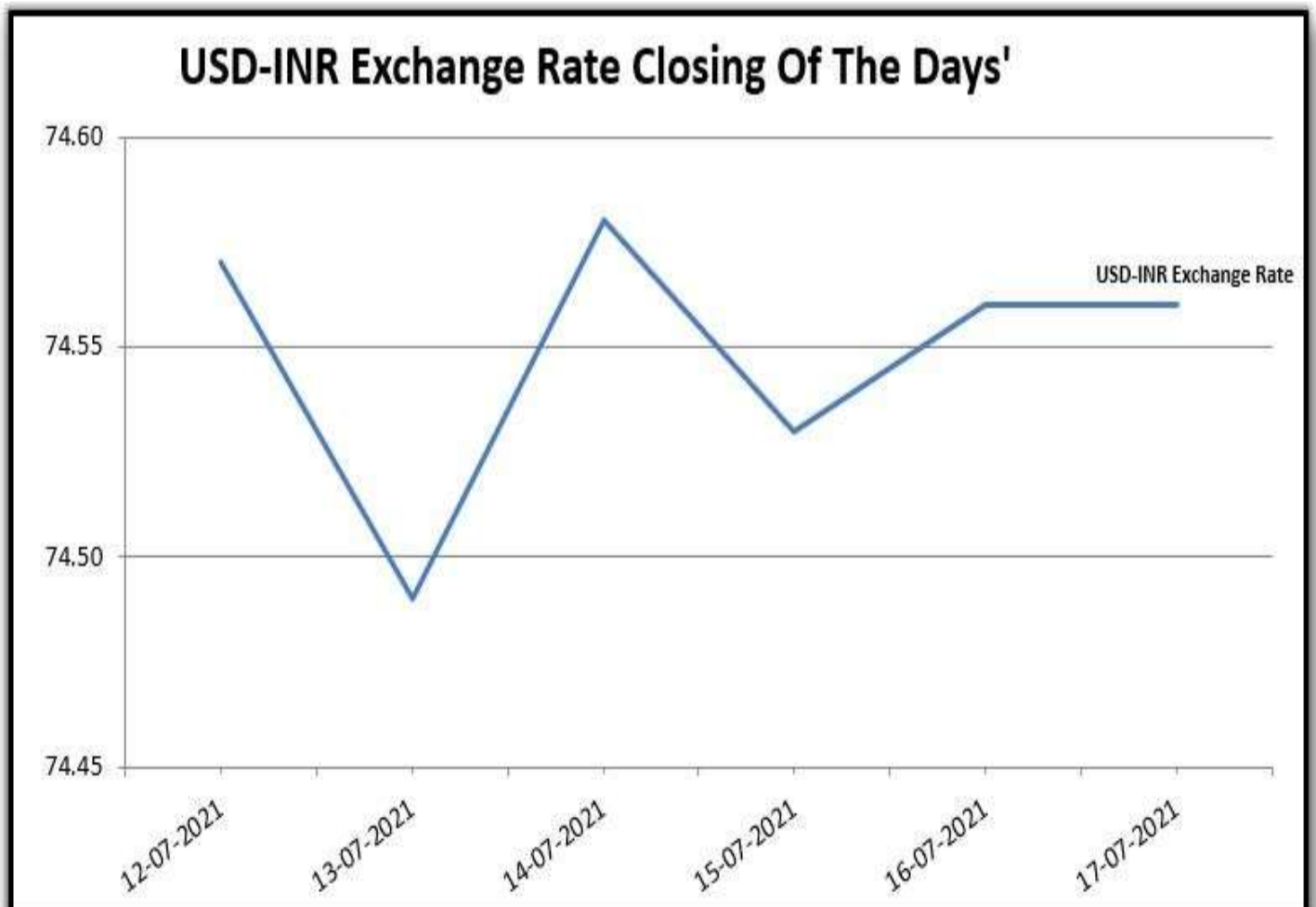
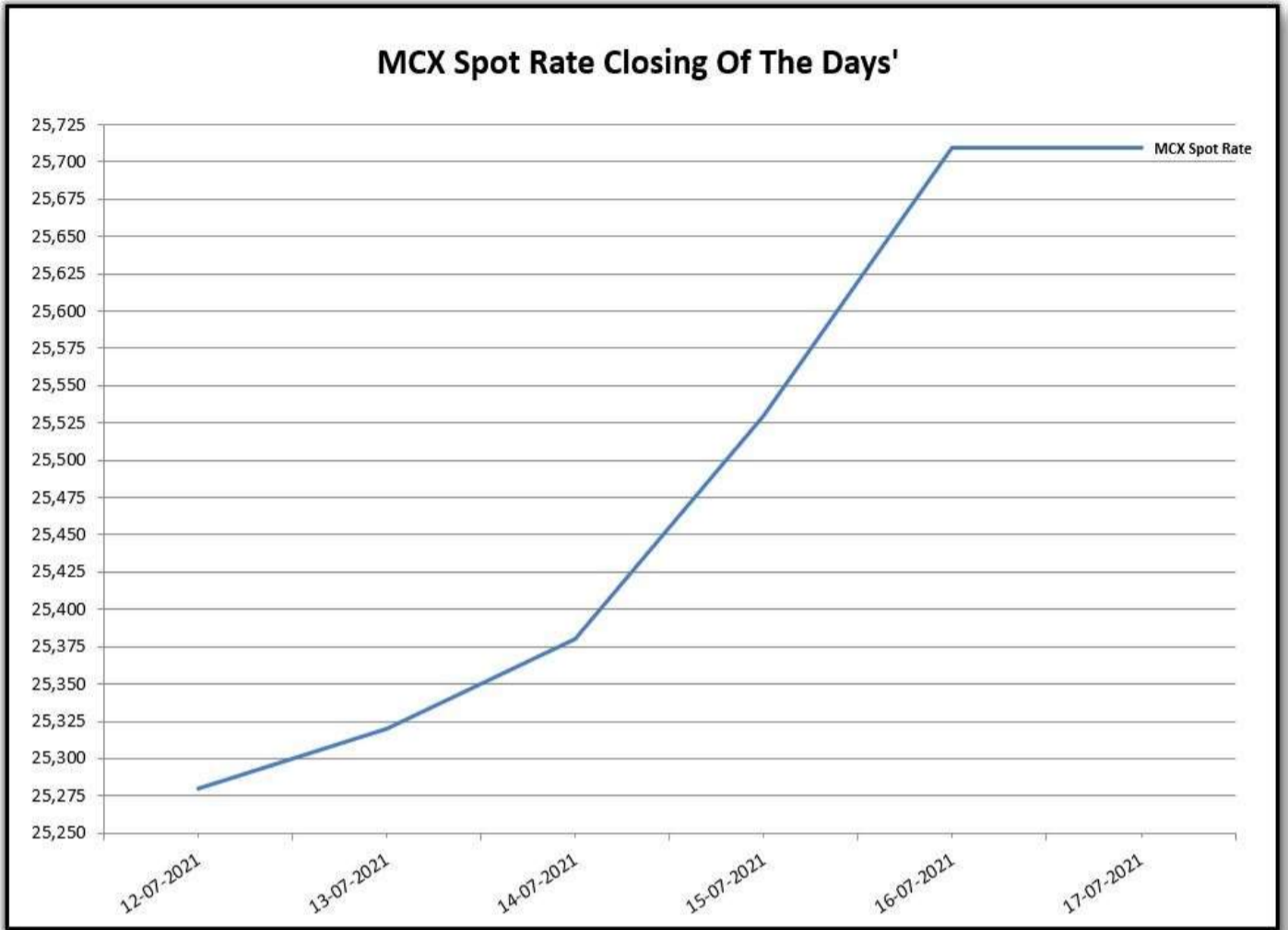
WEEKLY REPORT 17-Jul-2021





# GUJCOT TRADE ASSOCIATION

## WEEKLY REPORT 17-Jul-2021

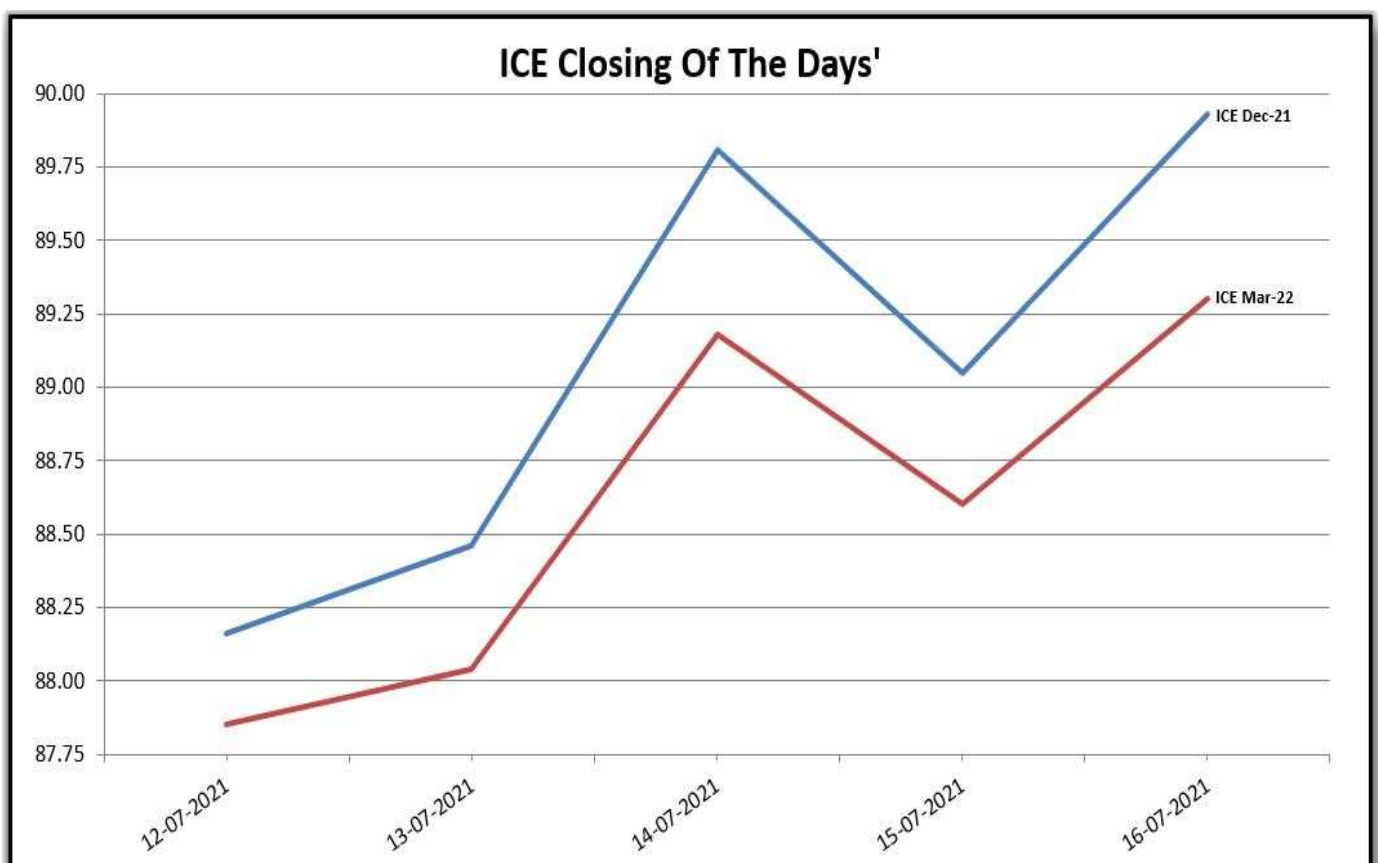
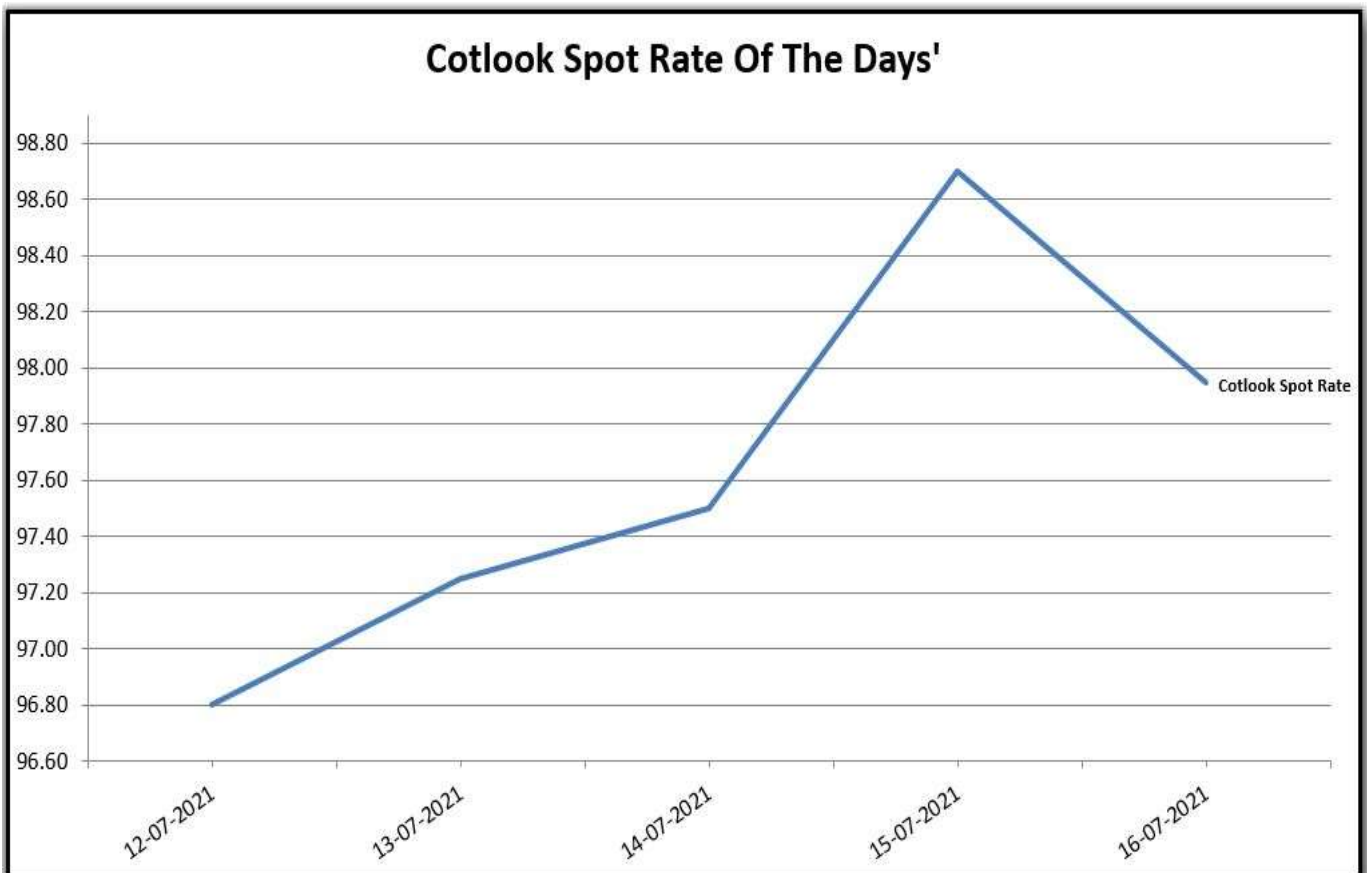




# GUJCOT TRADE ASSOCIATION

## WEEKLY REPORT 17-Jul-2021

Foreign Indices			
Date	Cotlook	ICE	
	Spot Rate	Dec-21	Mar-22
12-07-2021	96.80	88.16	87.85
13-07-2021	97.25	88.46	88.04
14-07-2021	97.50	89.81	89.18
15-07-2021	98.70	89.05	88.60
16-07-2021	97.95	89.93	89.30





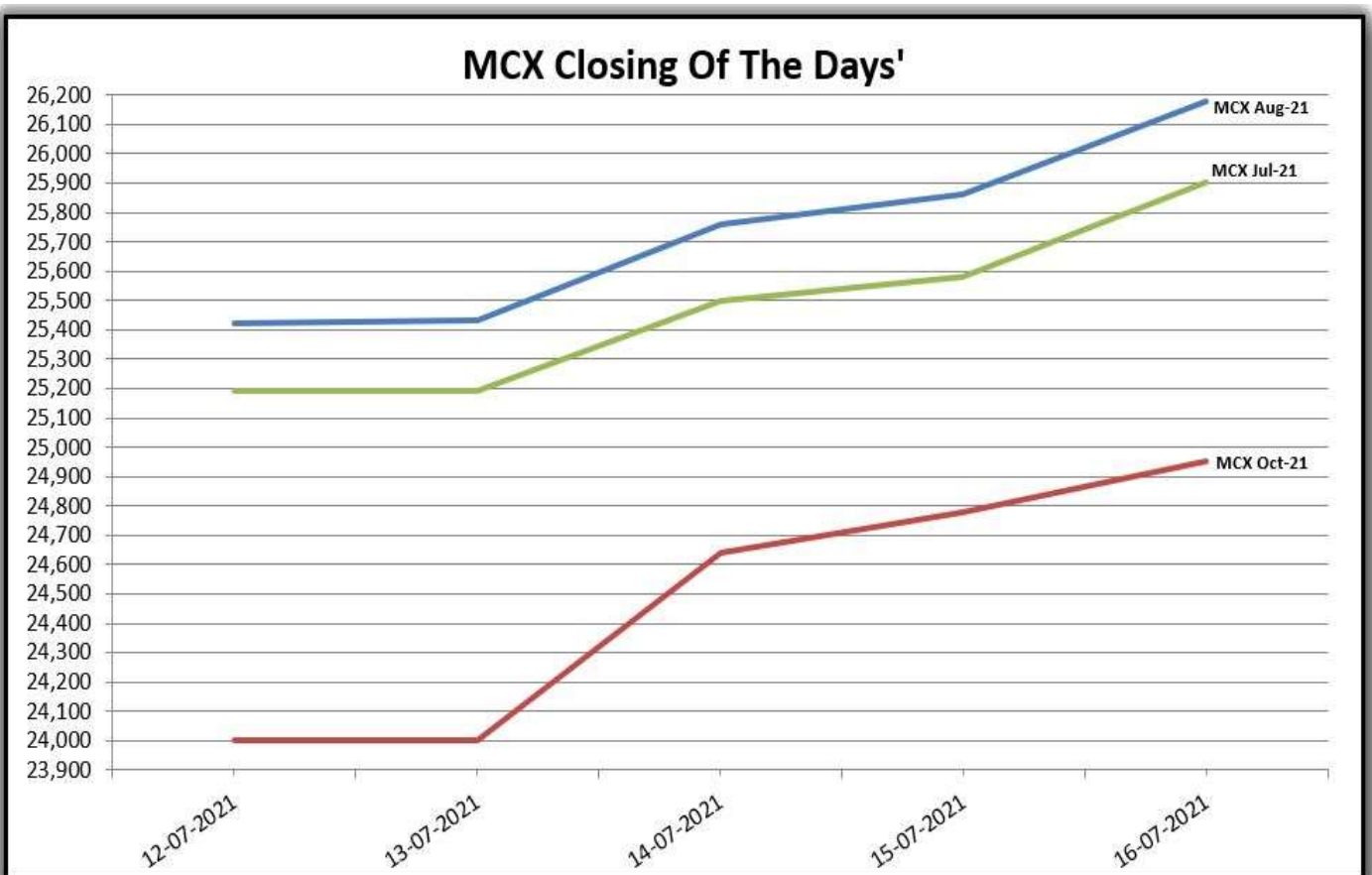
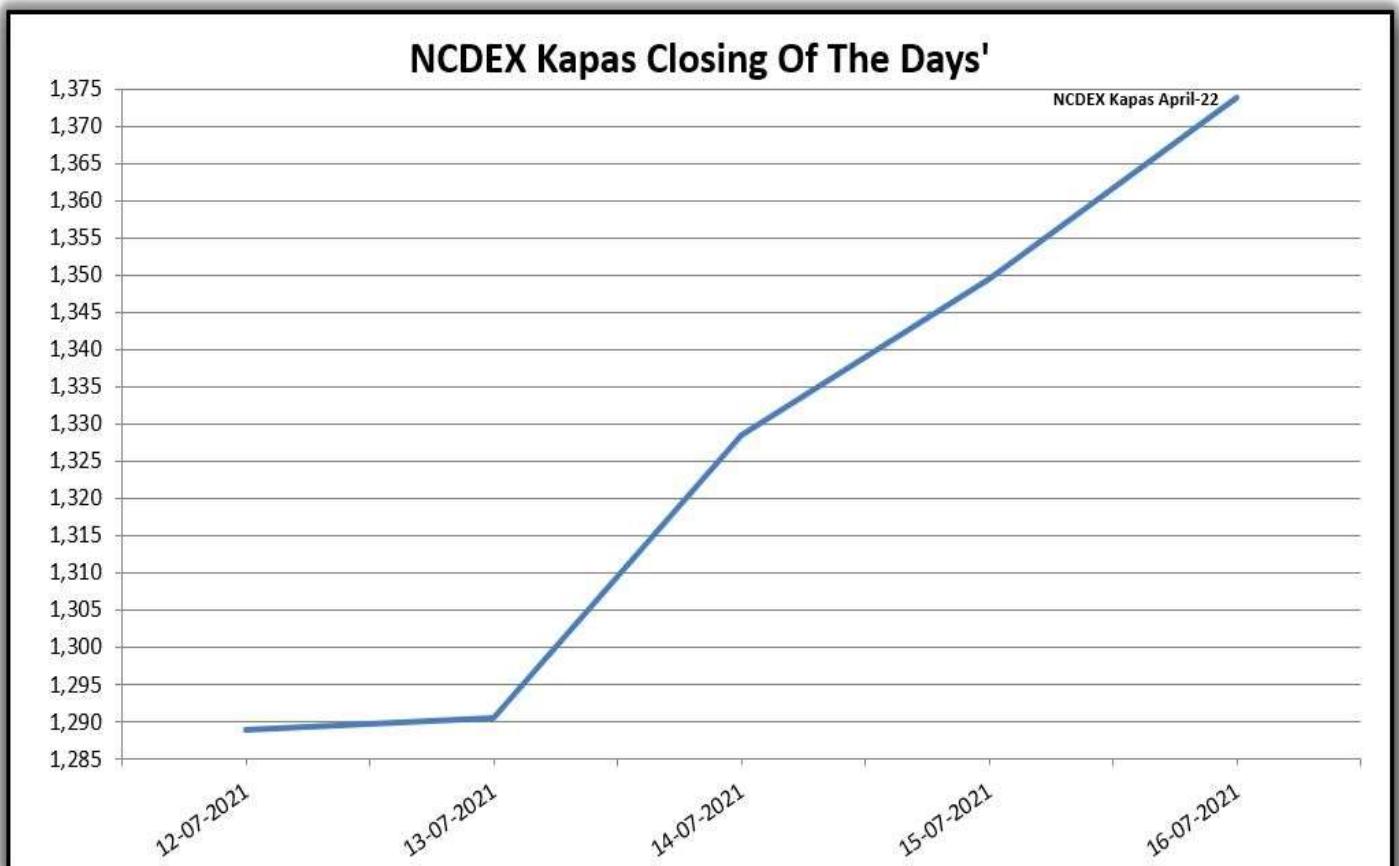


# GUJCOT TRADE ASSOCIATION

WEEKLY REPORT 17-Jul-2021

## Indian Indices

Date	NCDEX Kapas	MCX		
	April	Jul-21	Aug-21	Oct-21
12-07-2021	1289.00	25,190	25,420	24,000
13-07-2021	1290.50	25,190	25,430	24,000
14-07-2021	1328.50	25,500	25,760	24,640
15-07-2021	1349.50	25,580	25,860	24,780
16-07-2021	1374.00	25,900	26,180	24,950



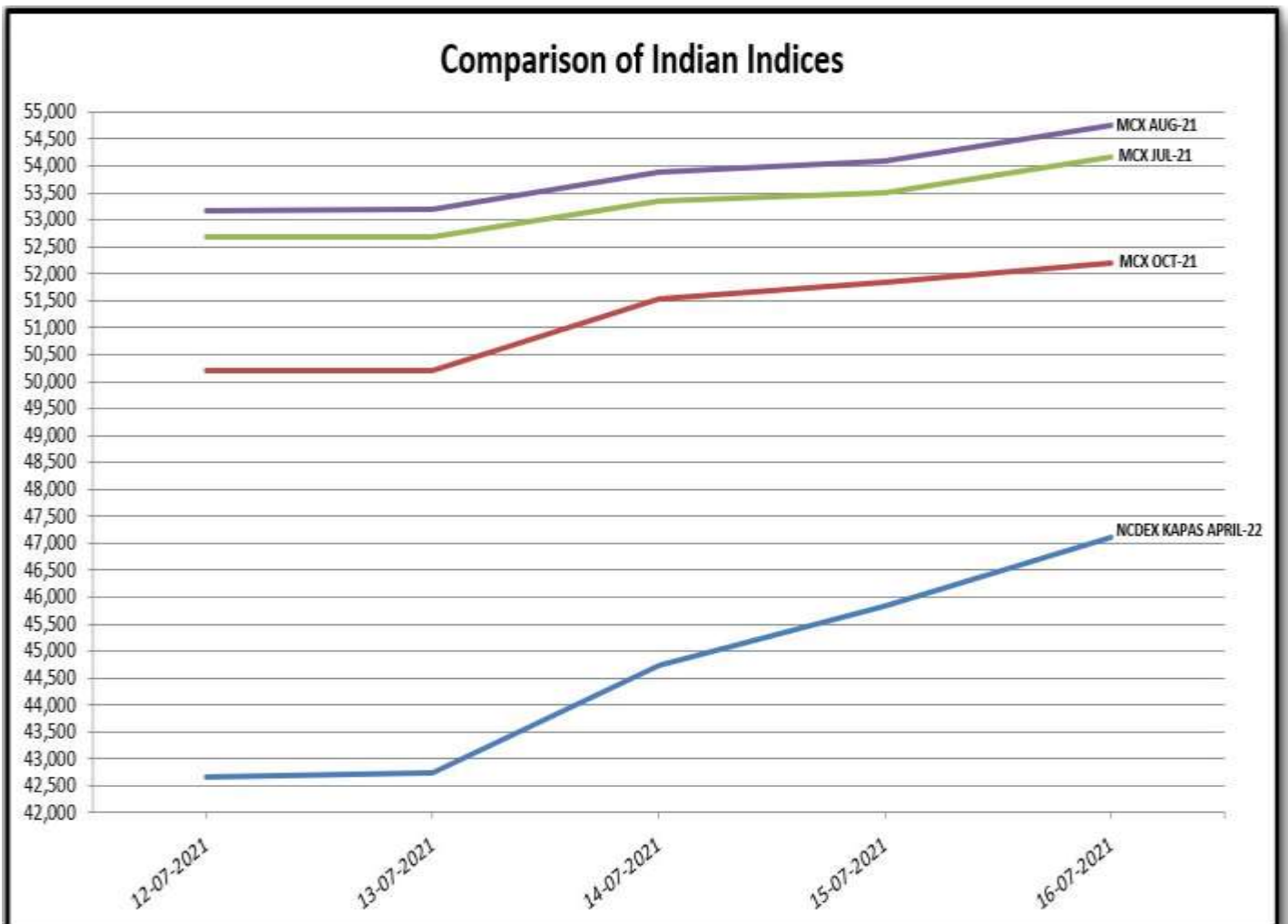


# GUJCOT TRADE ASSOCIATION

WEEKLY REPORT 17-Jul-2021

Indian Indices in Candy Rate				
Date	NCDEX Kapas	MCX		
	April	Jul-21	Aug-21	Oct-21
12-07-2021	42,672	52,690	53,171	50,201
13-07-2021	42,750	52,690	53,192	50,201
14-07-2021	44,738	53,338	53,882	51,539
15-07-2021	45,836	53,506	54,091	51,832
16-07-2021	47,117	54,175	54,761	52,188

Remark :- For NCDEX Kapas we have taken seed rate 800/20 Kg to convert in Candy.



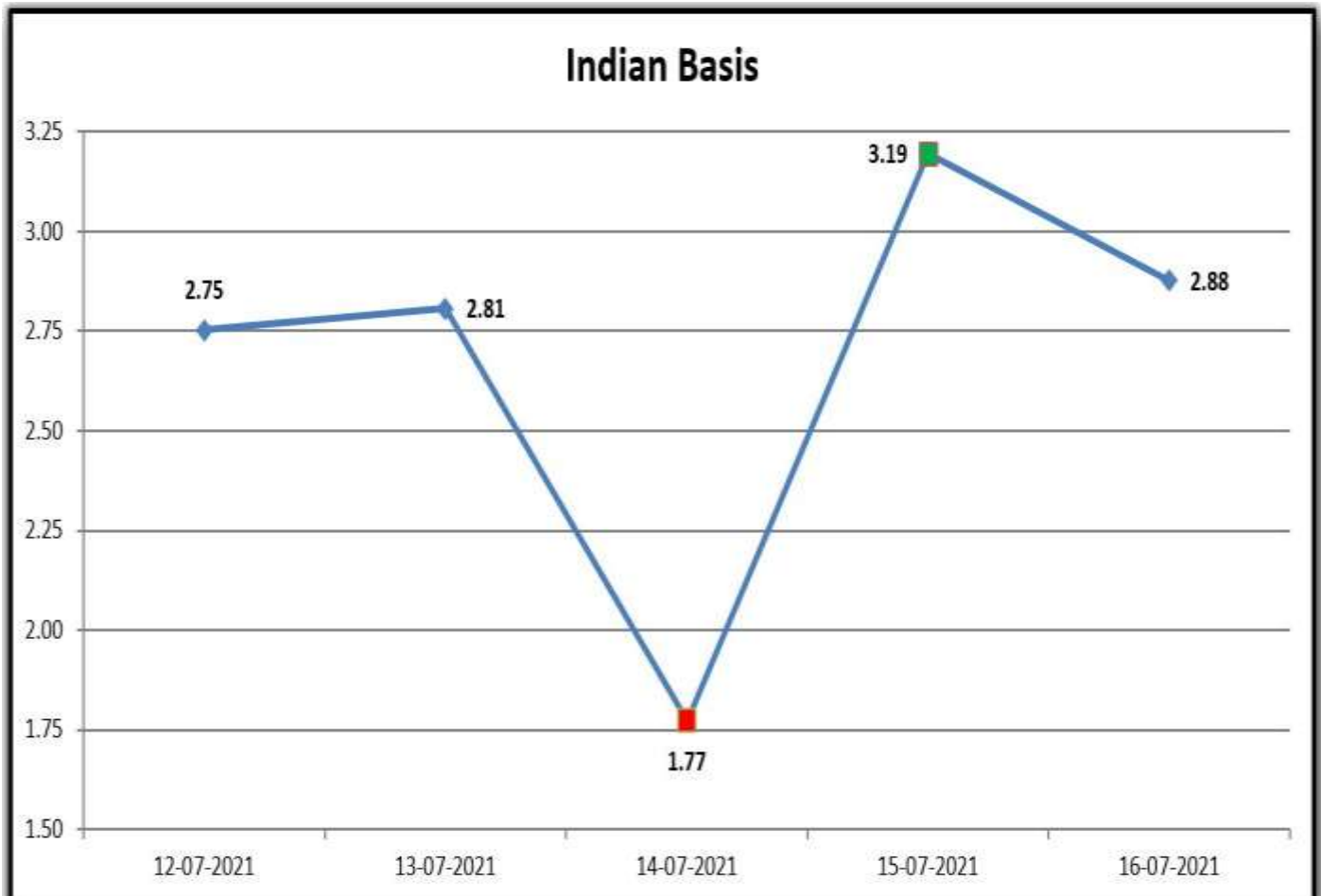


# GUJCOT TRADE ASSOCIATION

## WEEKLY REPORT 17-Jul-2021

### Indian Basis

DATE	29 MM	USD-INR	CENTS/LB	ICE DEC	BASIS
12-07-2021	53,150	74.57	90.91	88.16	2.75
13-07-2021	53,300	74.49	91.27	88.46	2.81
14-07-2021	53,550	74.58	91.58	89.81	1.77
15-07-2021	53,900	74.53	92.24	89.05	3.19
16-07-2021	54,250	74.56	92.81	89.93	2.88





# GUJCOT TRADE ASSOCIATION

WEEKLY REPORT 17-Jul-2021

## IN THE WEEK AHEAD

- Friday at 2:30 p.m. Central – Commitments of Traders
- Monday at 3:00 p.m. Central – Crop Progress and Condition
- Thursday at 7:30 a.m. Central – Export Sales Report
- Thursday at 2:30 p.m. Central – Cotton-On-Call

One stop solution for all cotton related reports and information.

Visit <https://www.gujcot.com>. It's updated every day in real time.

You can view

- Gujarat Daily Spot Rate at 5:30 pm and Historical Data
- Gujarat Latest Pressing Report and Historical Data
- Daily Weather Report
- Cotton Advisory Board Balance sheet and Area, Production, Yield reports from cotton season 1991-1992 to 2017-2018 estimate available from Menu->Reports
- All Historical Gujcot Weekly Reports Menu->Reports
- All India Cotton Sowing data
- Gujarat Cotton Sowing District wise Report
- US Export Sales Report
- US Crop Progress Report
- China Cotton Auction Update
- International Cotton Indices and Spot Rates.
- USDA WASDE Report
- ICE Cotton On Call Report
- And All other National & International reports and upcoming events

## Report Sponsors:

Click on Sponsor's Logo to visit Sponsor's Website



# Axita Cotton Limited

## Report prepared by

Kalpesh Patel

Manager

Gujcot Trade Association